

# ·DOWNTOWN· PLEASANTON



## 300/310 MAIN STREET

### OVERVIEW

- 300/310 Main Street is located in the heart of Pleasanton's thriving Downtown at the intersection of Main Street and Abbie Street, near the location of Pleasanton's Farmer's Market and many community events.
- Downtown Pleasanton draws from the City of Pleasanton and the nearby communities of Fremont, Castro Valley, Livermore, San Ramon and Dublin due to the popular Farmer's Market, Special Events, Charming Restaurants and Specialty Retail Shops.
- Abundant on site and public parking makes 300/310 Main Street one of the most convenient places to visit in Downtown Pleasanton.

### DEMOGRAPHICS


- Pleasanton's population consists of highly educated families employed by the Tri-Valley and Silicon Valley's high tech companies. Population within five miles is approximately 111,936 with an average household income of approximately \$143,421.00.
- Downtown Pleasanton draws from both the Hacienda and Bernal Business Parks as well as the many professionals who work in Downtown. Daytime population within five minutes of Downtown Pleasanton is over 34,000.

**FOR LEASING INFORMATION CONTACT:**

**CRAIG SEMMELMEYER** (Lic. 01087433)

971 DEWING AVE, SUITE 200, LAFAYETTE, CA 94549 • TELEPHONE 888 322 MAIN • FAX 925 284 2331 • WWW.MSPSINC.COM

MAIN

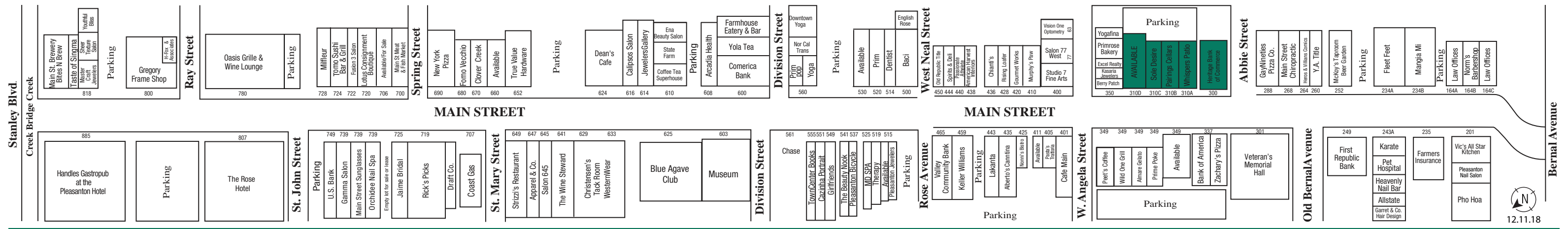


STREET

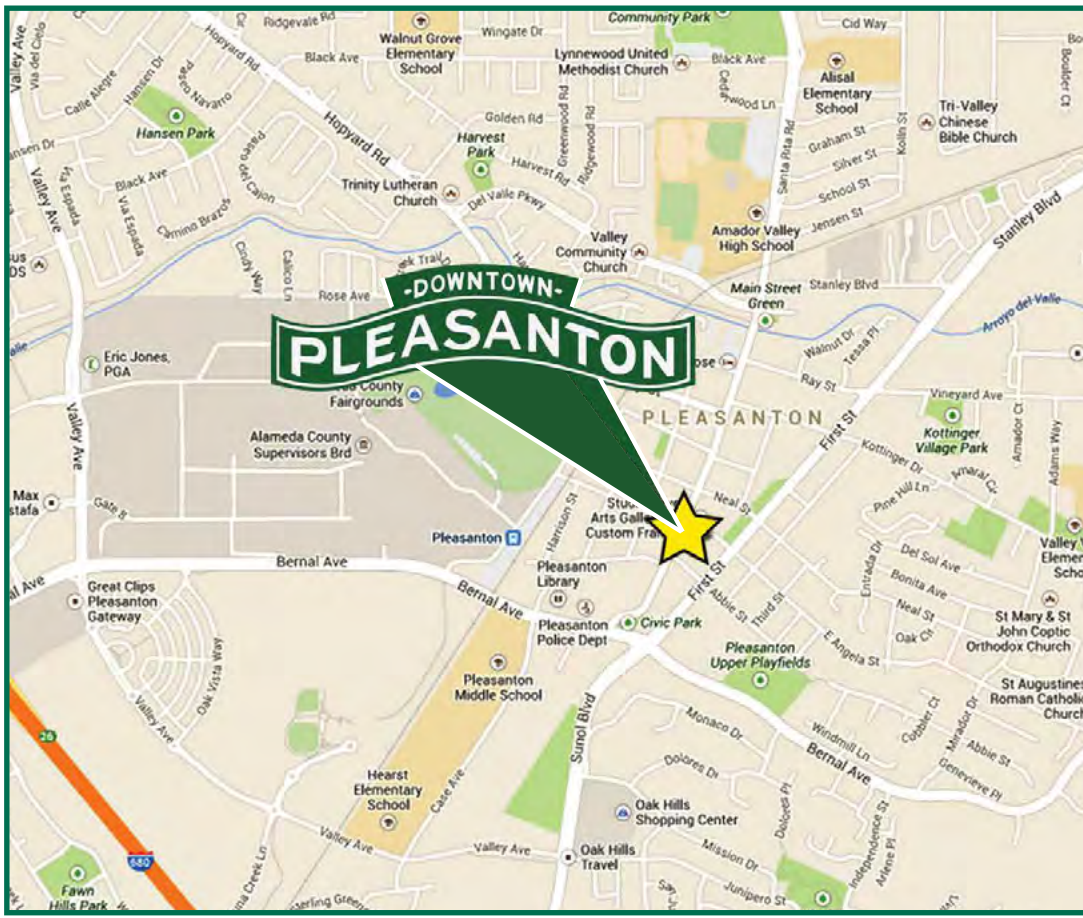
PROPERTY SERVICES, INC

# 300/10 Main Street

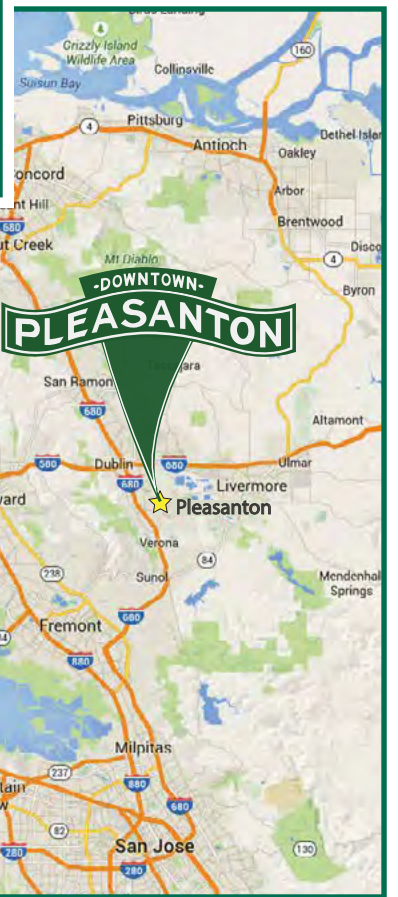
## Downtown Pleasanton, California



The information contained in this document has been secured from sources we believe reliable, but we make no representations or warranties, expressed or implied, as to the accuracy of the information. References to square footage or age are approximate. We make no representations or warranties that the Premises are free of environmental hazards or that the Premises are suitable in all respects to your contemplated use. You should conduct an independent investigation of all pertinent property information. We bear no liability for any errors, inaccuracies or omissions.



Location Map - Pleasanton



San Francisco Bay Area

Retail Leasing  
Information:

Craig Semmelmeier  
Lic. 01087433  
craig@mepsinc.com  
Direct: 925-444-3102

MSPSINC.COM  
888-322-MAIN



The information contained in this document has been secured from sources we believe reliable, but we make no representations or warranties, expressed or implied, as to the accuracy of the information. References to square footage or age are approximate. We make no representations or warranties that the Premises are free of environmental hazards or that the Premises are suitable in all respects to your contemplated use. You should conduct an independent investigation of all pertinent property information. We bear no liability for any errors, inaccuracies or omissions.